






User Manual

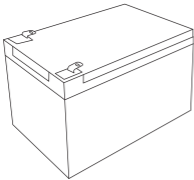
12.8V 12Ah

Lithium Iron Phosphate
(LiFePO₄) Battery



-  www.siekonenergy.com
-  support-online@siekonenergy.com
-  +1(909)345-9563

PACKAGES CONTENTS



12.8V 12Ah
LiFePO₄ Battery



User Manual

IMPORTANT SAFEGUARDS

| WARNINGS

1. Do not immerse the battery in water or allow it to get wet.
2. Do not use or store the battery near sources of heat such as a fire or heater.
3. Do not reverse the positive (+) and negative (-) terminals.
4. Do not connect the battery directly to wall outlets or car cigarette-lighter sockets without proper charging equipment. Do not allow exposed ends of cables connected to opposite terminals to touch.
5. Do not put the battery into a fire or apply direct heat.
6. Do not use the battery if the battery casing has been pierced, broken, cracked, or otherwise visibly damaged. Do not forcibly open the battery casing for any reason.
7. Avoid severe physical shock. Do not throw the battery or heavily strike the battery in any way. Do not put excessive pressure or step on the battery.
8. Never solder anything directly to the battery terminals.
9. Do not attempt to disassemble or modify the battery in any way.
10. Do not place the battery in a microwave oven or pressurized container.

CAUTIONS

1. Use identical batteries to connect in parallel or in series.
2. Ensure all batteries have the same voltage level by fully charging each battery prior to connecting in parallel or series. (Voltage difference <0.2V)
3. DO NOT mix old and new batteries.
4. DO NOT connect the batteries in parallel AND series at the same time.
5. DO NOT connect more than 4 batteries per circuit.
6. Once a year, the batteries should be removed from string and individually charged. The voltage difference upon reassembly should be no more than 0.5V.

SPECIFICATIONS

Basic parameters

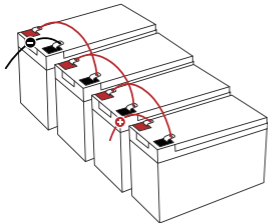
Battery type-Chemistry	LiFePO ₄ (LFP)
Nominal Voltage	12.8V
Nominal Capacity	12Ah
Energy Density	153.6Wh
Voltage Window	10.8-14.4V
Max Continuous Current	12A
Recommend Charge Voltage	14V
Max Charge Voltage	14.6V
Recommend Charge Current	2.4A
Recommend Discharge Voltage	11.2V
Max Discharging Voltage	10.8V
Peak Discharge Current	25A/3S
Cycle Life(0.2C, 25°C@80% DOD)	6000 Cycles
Discharge Temperature	(- 20 to 55)°C -4°F-131°F
Charge Temperature	(0 to 55)°C 32°F-131°F
Storage Temperature	(- 20 to 45)°C -4°F-113°F
Max in Parallel	4PCS
Max in Series	4PCS
Dimensions(LxWxH)	151*98*100mm/5.94*3.85*3.93inch
Weight	1.2KGS/2.6Pounds
Terminal Type	F2
Case Material	ABS

SERIES & PARALLEL CONNECTION

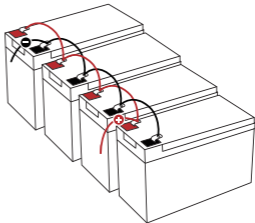
Supports expansion up to 4 batteries sequenced in either series at 48V (51.2V) 12Ah, or in parallel at 12V (12.8V) 48Ah.

When sequencing wiring multiple batteries together in either parallel or series, it is important to remember that your sequenced batteries need to be wired to your electrical system in such a way that the negative and positive wires from your system connect to the battery bank via the first and the last batteries in the sequence. For instance, the first battery in your sequence might have the negative wire of your system connected to the sequence. The negative terminal and the last battery in your sequence will have the positive wire of your system connected to the positive terminal of that battery.

When wiring sequenced batteries: DO NOT connect both negative and positive wires from your electrical system to just one single battery or connect them to batteries in the center of your sequence.



4 in Series- 48V (51.2V) 12Ah



4 in Parallel- 12V (12.8V) 48Ah

USAGE AND STORAGE

1. Before use, inspect the battery to ensure that there is no visible damage or structural deformities.
2. DO NOT USE if terminals are bent or broken, the battery is abnormally hot prior to use, wet, or if the box it came in appears to have severe physical or water damage that has extended onto the battery, leaking, loose, casing is cracked, bloated, melted, heavily stressed, and or indented. If the battery is exhibiting any of these issues or if you suspect the integrity of the battery has been compromised immediately contact our support team for further assistance.
3. To ensure proper performance and prevent damage or malfunctions, it is highly recommended that these battery packs be installed by a professional or experienced individual. Be sure to monitor battery packs when charging for the first time and also when using (discharging) for the first time. Monitor temperature and performance for any physical or internal operation discrepancies. For operation issues contact support.
4. The battery pack should be stored in a cool, dry, and well-ventilated area, and should never be stacked under heavy objects, or be exposed to open flame, high temperatures, or corrosive materials.
5. The battery should be stored in the proper specified temperature conditions. Recommended Storage humidity is 60±15%.
6. Store battery at 40% - 60% capacity. Every three months in storage, it is recommended to charge the battery fully, then discharge it fully, and finally recharge the battery back to 40% - 60% capacity again to avoid over-discharge during storage.

WARRANTY INFORMATION

Product Name	12.8V 12Ah LiFePO ₄ Battery
Model Number	RL-LARS1-12.8V012-XXXX
For your own reference, we strongly recommend that you fill in and save your order ID and date of purchase.	
Date of Purchase	
Order ID	



If you notice that your product is defective within the specified warranty period, please contact Customer Support via support-online@siekonenergy.com. DO NOT dispose of your product before contacting us.

Customer Support

Email: support-online@siekonenergy.com

Hotline: +1(909)345-9563

*Please have your order invoice and order ID ready before contacting Customer Support

Brand: SIEKON

Product Name: Lithium Iron Phosphate Deep Cycle Battery

Model Number: RL-LARS1-12.8V012-XXXX

Manufacture: ShenZhenDeChengDianZiShangWuYouXianGongSi

Address: 209-211, B dong ,huang pu dong huan lu 378 hao,huang pu she qu,shen zhen,guang dong, 518125, China



MADE IN CHINA

